



# LED Collection

## Architectural Outdoor Lighting



- LED GEM™ Bollard Series
- LED Bounce® Bollard Series
- LED Site Lightforms® Series
- LED MiniBounce™ Series
- LED Landscape Series

Kim Lighting now offers an extensive series of tasteful, architecturally relevant shapes and forms specifically engineered for the newest LED advances.

# LED Bollards

GEMIC-PS



SLI-BL

SL3-DB



GEMI-WH



GEMIC-BL



GEMI-DB



SL2-BL



SL5-DB

SL6-BL

## LED GEM™ Bollard Series

The GEM is designed to produce high levels of illuminance and an attractive lens presence. The visible lens produces a point of interest and attracts attention. The GEM series is particularly well suited where bollards are used to identify and highlight entries or important walkways.

### ORDERING INFORMATION

1 FIXTURE	2 MODE	3 FINISH	4 CONCRETE RISER*
GEM1	30LED120	BL Black	CH-C Charcoal
GEMIC	45LED120	DB Dark Bronze	BR-C Brown
	60LED120	LG Light Gray	NG-C Natural Gray
	30LED277	PS Platinum Silver	WH-C White
	45LED277	WH White	*For GEMIC concrete shaft
	60LED277		

EXAMPLE	Fixture	Mode	Finish	Concrete Riser
	GEMIC	30LED277	BL	NG-C
	1	2	3	4

30W  
IES Type 1



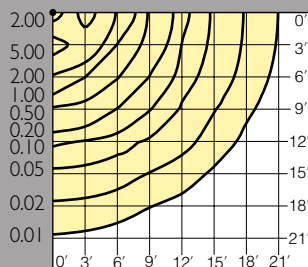
45W  
IES Type 3



60W  
IES Type 5



Typical Quarter for  
60 Watt LED  
Initial Horizontal  
Footcandles  
for 42½" Bollard  
(37½" Light Center)



## LED Site Lightforms® Series

Kim Site Lightforms are specifically designed and engineered to combine contemporary form with rugged vandal-resistant construction. All fixture heads are heavy-wall one-piece aluminum castings and head to shaft connections are concealed for greater strength and clean detailing.

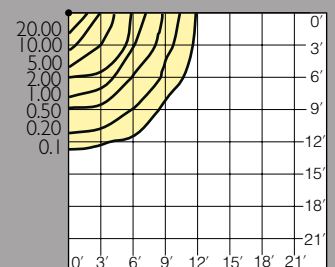
### ORDERING INFORMATION

1 FIXTURE	2 MODE	3 FINISH
SL1	30LED120 or 277, 60LED120 or 277	BL Black
SL2	60LED120 or 277, 120LED120 or 277	DB Dark Bronze
SL3	30LED120 or 277, 60LED120 or 277	LG Light Gray
SL4	60LED120 or 277, 120LED120 or 277	PS Platinum Silver
SL5	15LED120 or 277, 30LED120 or 277	WH White
SL6	30LED120 or 277, 60LED120 or 277	

EXAMPLE	Fixture	Mode	Finish
	SL1	30LED120	BL
	1	2	3

Typical Quarter for  
60 Watt LED  
Initial Horizontal  
Footcandles  
for 42" Bollard  
(37½" Light Center)





# LED MiniBounce™



**BNB1 BNB2 BNB3**

**BNB4 BNB5 BNB6**

**BNM-2B**

**BNM**

**BNM-IW**

## LED Bounce® Bollard Series

Kim Lighting's exclusive Bounce Bollard series has been broadened to include several new shaft styles and design details to further complement Kim Lighting's extensive Bounce® series of area, pedestrian scale, and wall-mounted luminaires.

### ORDERING INFORMATION

1 FIXTURE	2 MODE	3 FINISH
BNB1	30LED120	BL Black
BNB2	45LED120	DB Dark Bronze
BNB3	60LED120	LG Light Gray
BNB4	30LED277	PS Platinum Silver
BNB5	45LED277	WH White
BNB6	60LED277	

30W  
IES Type 1



45W  
IES Type 3

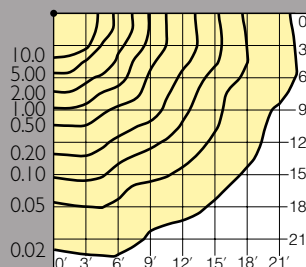


60W  
IES Type 5



EXAMPLE	Fixture	Mode	Finish
	BNB1	30LED120	BL
	1	2	3

Typical Quarter for  
60 Watt LED  
Initial Horizontal  
Footcandles  
for 42½" Bollard  
(39¾" Light Center)



## LED MiniBounce™ Series

MiniBounce is ideal for traditional or contemporary architecture requiring a striking European accent, especially in commercial, retail, and multi-family residential projects. Refer to Kim Lighting's MiniBounce Brochure for all mounting options and accessories.

### ORDERING INFORMATION

1 FIXTURE	2 MODE	3 FINISH
BNM	30LED120	BL Black
	45LED120	DB Dark Bronze
	60LED120	LG Light Gray
	30LED277	PS Platinum Silver
	45LED277	WH White
	60LED277	

30W  
IES Type 1



45W  
IES Type 3

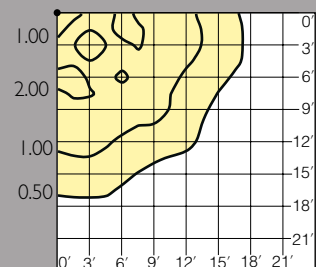


60W  
IES Type 5



EXAMPLE	Fixture	Mode	Finish
	BNM	30LED120	BL
	1	2	3

Typical Quarter for  
60 Watt LED  
Initial Horizontal  
Footcandles  
10' mounting height



# LED Landscape Collection




LED Floodlighting



LED Step/Aisle Lighting



LED In-Grade Uplighting



LED Pathway Lighting



See Kim Lighting's LED Catalog for detailed descriptions and ordering information on all LED Landscape fixtures.